

HYDROMAX[®]

FLAT ROOF OPTIONS



MODEL NUMBER	PIPE SIZE	BODY HEIGHT NO HUB (STANDARD)	MAXIMUM FLOW RATE (GPM)
MH-300	3" (76)	3 1/8" (79)	450.00
MH-400	4" (102)	3 1/2" (90)	750.00
MH-500	5" (125)	4 3/8" (110)	1,280.00
MH-600	6" (152)	4 3/4" (120)	1,820.00



MODEL NUMBER	PIPE SIZE	BODY HEIGHT NO HUB (STANDARD)	MAXIMUM FLOW RATE (GPM)
MH-301	3" (76)	3 1/8" (79)	400.00
MH-401	4" (102)	3 1/2" (90)	790.00
MH-501	5" (125)	4 3/8" (110)	1,260.00
MH-601	6" (152)	4 3/4" (120)	1,890.00


GUTTER OPTIONS



MODEL NUMBER	PIPE SIZE	BODY HEIGHT NO HUB (STANDARD)	MAXIMUM FLOW RATE (GPM)
MH-205-G	2" (52)	2 11/16" (68)	155.00
MH-305-G	3" (76)	3" (75)	304.00

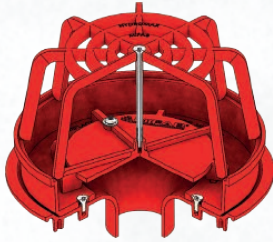


MODEL NUMBER	PIPE SIZE	BODY HEIGHT NO HUB (STANDARD)	MAXIMUM FLOW RATE (GPM)
MH-500-28	5" (125)	4 3/8" (110)	1,300.00




MODEL NUMBER	PIPE SIZE	BODY HEIGHT NO HUB (STANDARD)	MAXIMUM FLOW RATE (GPM)
MH-501-28	5" (125)	4 3/8" (110)	1,300.00


ADDITIONAL OPTIONS




DEBRIS GUARD



UNDERDECK CLAMP



BEARING PAN



PARKING DECK SUMP

MODEL NUMBER	PIPE SIZE	BODY HEIGHT NO HUB (STANDARD)
MH-300-BP	MH-300(301)	24" SQ.
MH-400-BP	MH-400 (401)	30" SQ.
MH-500-BP	MH-500 (501)	30" SQ.
MH-600-BP	MH-600 (601)	36.5" SQ.

MODEL NUMBER	PIPE SIZE	HEIGHT	WIDTH/LENGTH
MH-300-PG-D	MH-300(301)	5"	15" SQ.
MH-400-PG-D	MH-400 (401)	5"	24" SQ.
MH-500-PG-D	MH-500 (501)	5"	24" SQ.

SIPHONIC TRENCH OPTIONS



MODEL NUMBER	DEPTH	WIDTH	LENGTH	MAXIMUM FLOW RATE (GPM)
T2060N-PB	3.94"	8"	39.37"	71.33

TERRACE OPTIONS



MODEL NUMBER	PIPE SIZE	BODY HEIGHT NO HUB (STANDARD)	MAXIMUM FLOW RATE (GPM)
MH-200	2" (52)	2 11/16" (68)	190.50